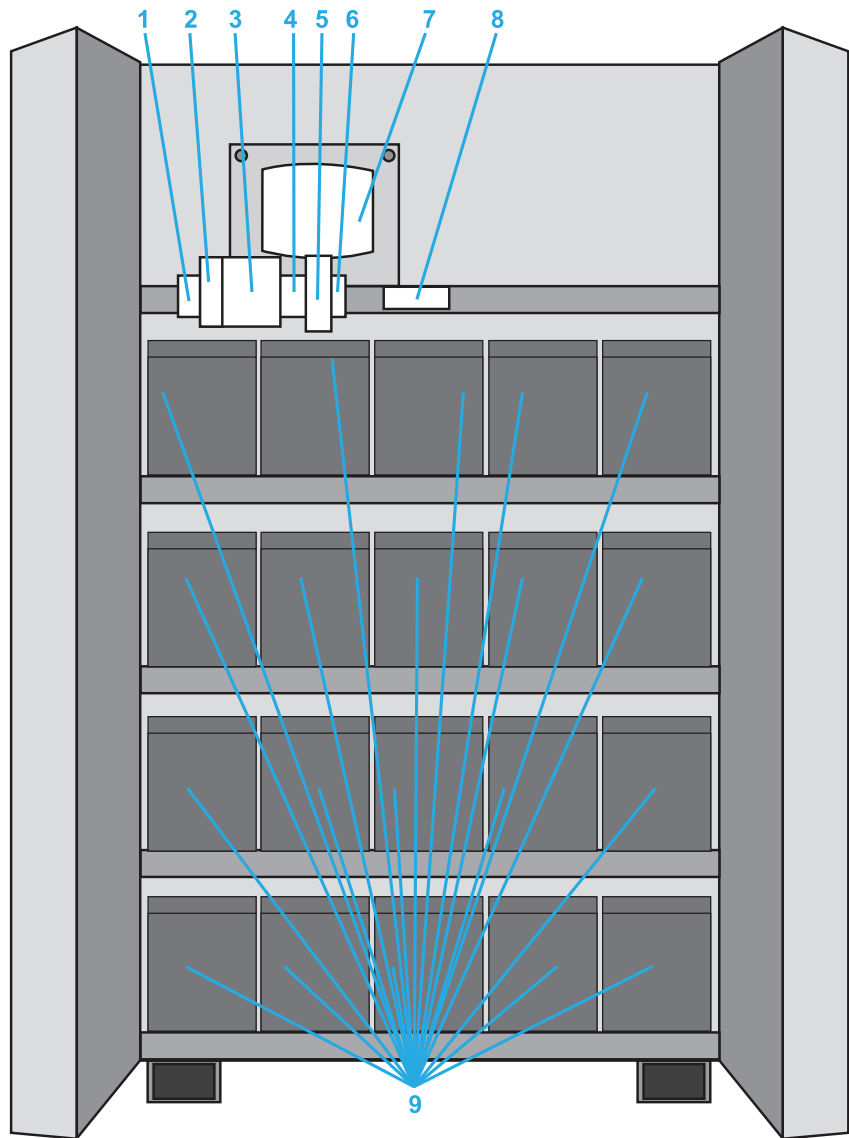
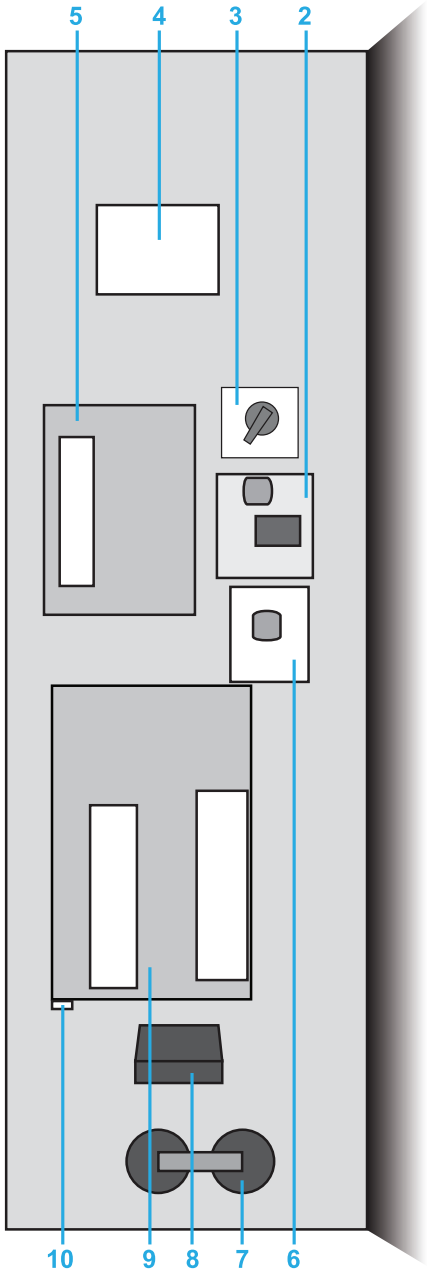


- 1 - Input Terminal Blocks
- 2 - Input Transformer
- 3 - Input Circuit Breaker
- 4 - Battery Breaker
- 5 - Output Terminal Blocks
- 6 - Output Main Breaker
- 7 - Output Transformer
- 8 - TB/Circuit Breaker Label
- 9 - Batteries



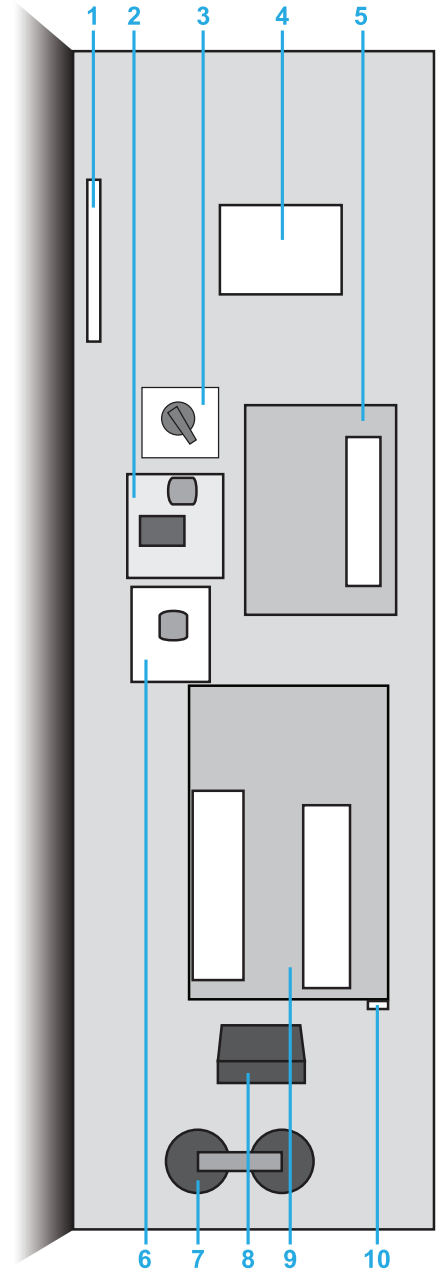
Notice: This drawing contains confidential and proprietary data originated. All design, manufacturing, reproduction, use and sale rights are expressly reserved. The recipient agrees by accepting this document, not to supply or disclose and information regarding it to any unauthorized person, or to incorporate this data into any other design or use thereof. All patent rights are expressly reserved.

Inside Doors:



- 1 - Manufacturers Label
- 2 - Output Filter
- 3 - Bypass Switch
- 4 - Display
- 5 - Charger Board
- 6 - Input Filter
- 7 - DC Caps
- 8 - Fans
- 9 - Main Power Board
- 10 - Interface\*

\*Please see the "Interface" section of the manual for more detailed information



Notice: This drawing contains confidential and proprietary data originated. All design, manufacturing, reproduction, use and sale rights are expressly reserved. The recipient agrees by accepting this document, not to supply or disclose and information regarding it to any unauthorized person, or to incorporate this data into any other design or use thereof. All patent rights are expressly reserved.