



POWER LYNX 1

SPECIFICATIONS

- The Power Lynx 1 maintains efficient AC Power eliminating noise, spikes, surges and brownouts. When the utility fails the unit will continue to provide AC voltage without the slightest interruption.

POWER RATING

- 3 kVA - 18 kVA single phase output unit that uses the latest DSP/PWM technology to provide the most advanced performance and reliability features

PROTECTION

- Provides overload, surge and undercurrent protection using DSP/PWM technology and DSPM Watchdog Software to protect system performance and reliability.
- Surge protection against load surges as defined in ANSI/IEEE C62.45 category A and B

INPUT

- 120, 208, 240, 277 or 480 VAC

OUTPUT

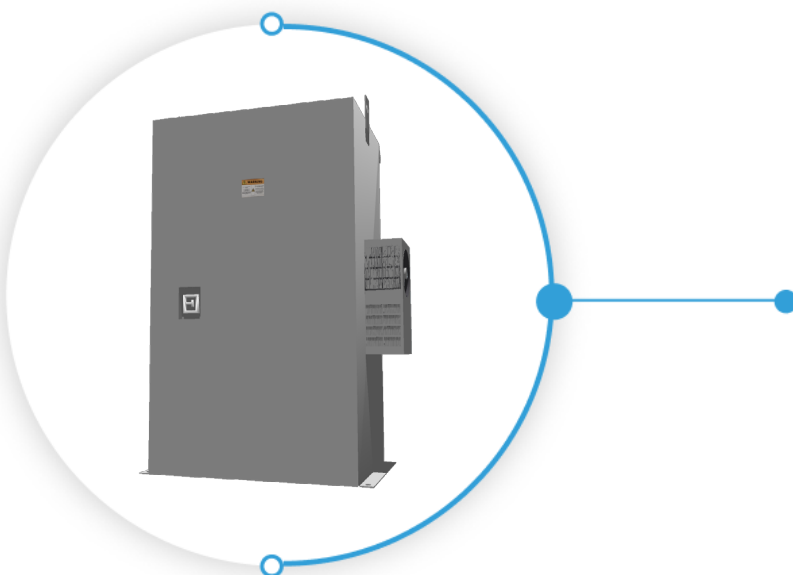
- 120, 208, 240, 277, 480 or 120/240VAC,
≥92% efficient at 100% linear load

BATTERIES

- Sealed, maintenance-free, lead calcium (AGM) batteries
- 10-Year prorated warranty
- DSP/PWM Smart Battery Monitoring System is TEMPERATURE COMPENSATED maintaining maximum runtime and battery life
- Microprocessor controlled recharge and DSP/PWM overcharge protection standard

CODES

- UL 1778
- Complies with the Buy American Act



3 kVA - 18 kVA
Single Phase
Harsh
Environment
Uninterrupted
Power
Systems

DIAGNOSTICS AND MAINTENANCE

- DSP/PWM technology and DSPM Watchdog Software provides complete self diagnostic capabilities and LED Monitoring
- Informative advanced Display and Alarms keep you in control of your emergency lighting environment 24/7
- Automatically performs periodic self-tests ensuring a safely lighted environment prior to an emergency
- Single point of testing instead of multiple testing points with battery packs

WARRANTY

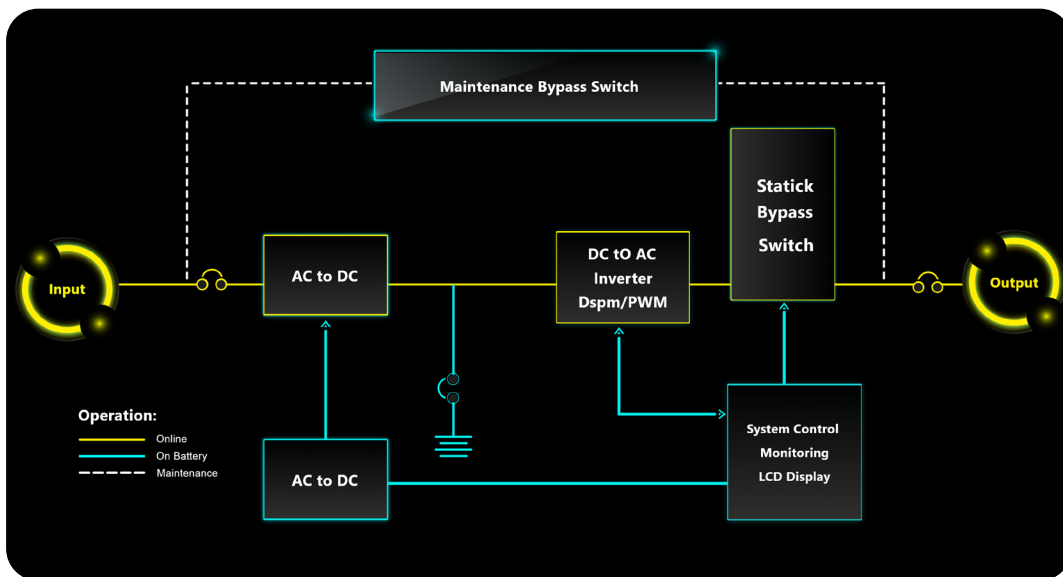
- 1-Year full warranty on system electronics
- Battery warranty 1-year with 9-years pro-rated
- System 1-year on-site warranty labor with DSPM phone assisted start-up
- 5-Year powertrain warranty
- Maintenance contracts available

INSTALLATION

- Modular design and small footprint allow easy installation in electrical closet or other convenient locations
- Factory start-up standard for all systems
- Extended warranty available

NEMA 4X OR 12 CABINET

- Modular design enables flexible installation
- Forced air cooling for maximum reliability
- All systems are self contained



| Power Lynx Series | Power Ratings | Total Watts | UPS | | | Weight | Battery Type | Voltage (VAC) | | Output Protection |
|-------------------|---------------|-------------|--------------------|---------|------|--------|---|---|--|-------------------|
| | | | Cabinet Dimensions | | | | | Input | Output | |
| PLH1 | kVA/KW | KW | W | H | D | (lbs) | Sealed, Maintenance free (AGM) lead calcium | Select 120, 208, 240, 277, 480, or 120/240 (Consult factory for others) | Input and output circuit breakers standard | |
| | 3 | 2 | (41+6)" | (48+4)" | 36" | 1025 | | | | |
| | 5 | 3 | (41+6)" | (48+4)" | 36" | 1070 | | | | |
| | 7.5 | 5.25 | (41+6)" | (72+4)" | 36" | 1270 | | | | |
| | 10 | 7 | (41+6)" | (72+4)" | 36" | 1370 | | | | |
| | 12.5 | 8.75 | (41+6)" | (72+4)" | 36" | 1420 | | | | |
| | 15 | 10.5 | (41+6)" | (72+4)" | 36" | 1495 | | | | |
| 18 | 12.6 | (41+6)" | (72+4)" | 36" | 1695 | | | | | |

The Power Lynx 1 is always on-line eliminating noise, spikes, surges and brownouts. When the utility fails, the PLH1 will continue to provide AC voltage without the slightest interruption. The PLH1 generates an output sine wave that uses a high frequency PWM. The output Transformer isolates your critical load from any source of noise, so that your equipment is always protected. It's comprehensive monitoring checks each output, and input individually so you always know what is going on with your critical load. Alarm settings are field adjustable via the front panel. A microprocessor will store any alarm so a history is always available.

You deserve the **peace of mind** that the Power Lynx from **DSPM** ensures.

ORDERING INFORMATION

Choose the bold face catalog nomenclature that best suites your needs.

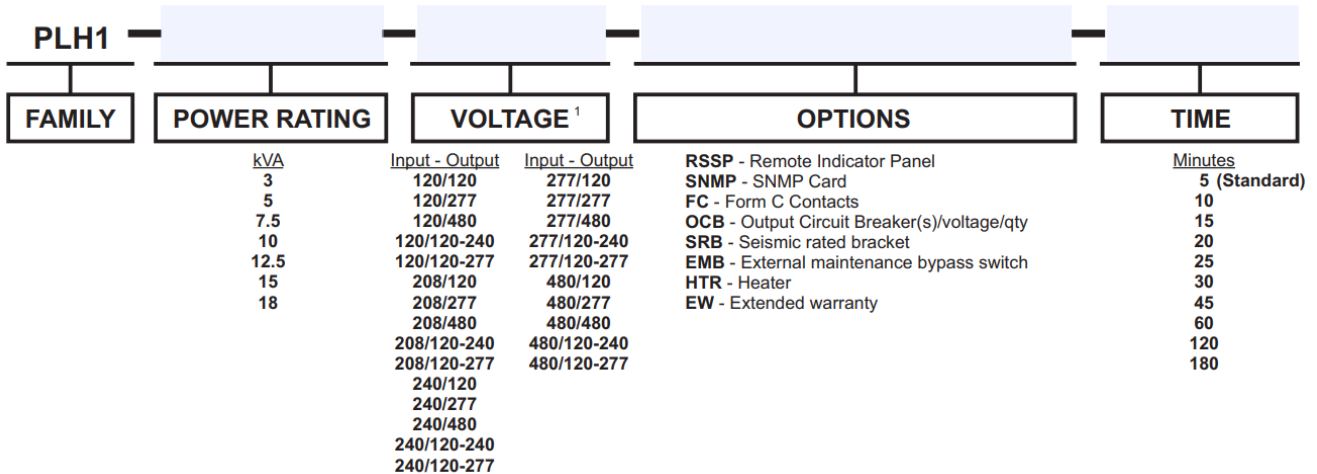
Write them on the appropriate line. Order accessories as separate catalog number.

Example:

PLH1 - 7.5 - 208 240- EMB OCB/240/5

Description of example:

(7.5 kVA, 208 Voltage In, 240 Voltage Out, External Maintenance Bypass Switch, 5 Output 240V Circuit Breakers)



NOTES:

1-Consult factory for other voltage requirements. Special voltages may effect the weight, size and number of cabinets.

2-One ECM is used per switching device or circuit. Specifications subject to change without notice.